

Oxford Owl following the instructions below.


Go to <https://www.oxfordowl.co.uk/>

Then



Username: blox1

Password: littlebloxwich



Age 6-7

Age 5-6 >

Series >

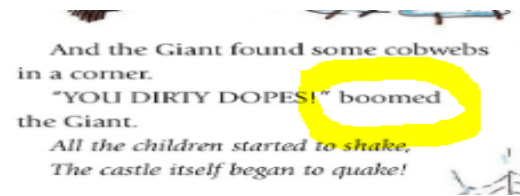
Themes >



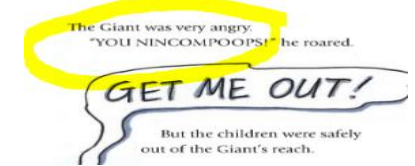
Choose this book

Feel free to read other books on the site.

Monday - Sound words - Read the story and identify words that are used for sounds, like "boomed". Write them down to practice your handwriting. CHALLENGE can you join the words?



Tuesday - The giant calls the children some nasty things - nincompoops!



Can you find them in the story and create a set of rules saying that the words are forbidden?

Wednesday - Creating a "GIANT" BIG ART project

Use the materials and objects in your house or outside and make a GIANT like the one we did at home. See sheet underneath.

Y1 ENGLISH TASK week 7 - Based around the book The Lazy Giant

Thursday - Label the Giant that you created yesterday.

See my example.

If you can do it on the computer then practice or learn how to type on the computer and add arrows.

If not draw a picture and label it.

Friday - Reading focus

Read the questions on page 33 and then re read the story to find the answers.

When answering the questions always answer in sentences whether you are doing it verbally or written down.

This is 1 that
I made with
my children

Wednesdays task to
be creative and
make a giant.

Thursday task to
label the objects
you used.

Long grass for the
hair.

Foam mat for the
head.

Flower petals for
the mouth.

Plastic balls for the
eyes and nose.

Slippers for hands.

Blankets to make the
clothes.

Garden canes for
the outline on the
body.

Wellies for
footwear.

My giant is watering
the garden

