

OTESFORSCHOOLS

Home Learning Guide



Be informed.



Be curious.




Be heard.

Welcome to VotesforSchools!



Each week, VotesforSchools provides lessons to pupils all over the country, asking them about the issues that matter to them. Their votes are recorded and sent out to charities, organisations & decision-makers to help make a difference.



This doesn't stop while schools are closed either. Until things go back to normal, we'll be making this weekly guide to help you and your families learn at home! This week, your pack includes:

1 Top tips for learning at home

2 Taking your VotePack further

3 Learn something new

Questions or suggestions? Get in touch on social media @votesforschools!



1

Top tips for learning at home

Learning independently can seem scary when you're used to a classroom setting, so here's some ideas on how to keep your cool!



1 Give yourself a target

Write down some manageable goals of what you want to achieve by the end of the day, and give yourself a reward when you reach them. This will help you keep on track and give you something to aim for.



Mix it up 2

Doing one thing for a long time can be boring and demotivating – so mix it up! You could alternate between something more difficult and something you enjoy, or something academic, then something active.



3 Use your words

If you're struggling to work through an idea or a challenge on your own, jot it down in mind maps, lists or on post-its – you could even talk it through out loud to yourself! It might sound simple, but getting your ideas out in the open helps.



1 Top tips for learning at home

Find your style

4



Everyone works in different ways, so don't be afraid to do works for you. Do you like to write everything down? Colour co-ordinate? Are you more productive in the morning or afternoon? Have a think about how you work best and plan your work around it.

5 Keep your focus


It can be harder to stay motivated when there isn't someone looking over your shoulder, so come up with ways to stop yourself getting distracted – this could be leaving your phone out of reach, setting targets, working in small chunks... Again, find what works for you.



Ask for help when you need it

6

“Independent” doesn't have to mean “alone”. If you're struggling, ask a family member, a friend, or your teacher for help. If they can't find the answer, there are plenty of online resources and videos which could help you.



1

Top tips for learning at home

But don't just take our word for it, here's some of the advice that pupils across the country have recommended!



"Get a piece of paper ready for every virtual lesson you do - keep a log of things and make the information stick in your mind."

Billbrook CE Middle School



"Stay in a room with nobody there and no distractions. Also, set an hour alarm so you can keep track of when your lessons finish."

Kingswood Academy

"Food, breaks and not overloading study!"

Aureus Primary School



"Craft with waste, playing maths games, online drawing, 100 squares game and musical instruments crafts!"

Ormiston Meadows Academy



"We do exercise every morning before 'school' to feel energised. We always mix it up and I get to choose what subject I want to do first."

Lancasterian Primary School



"Don't stress yourself out and make it as much fun as possible!"

Lea Forest Primary Academy



"Use google, it helps a lot!"

Kingswood Academy



Ask an adult to share your top tips on social media, using the hashtag **#VotesatHome!**

2 Taking your VotePack further

This week's lesson takes you **behind the scenes** of the TV series, Malory Towers, but did you know that it's **adapted from a book**?

The book was written by author **Enid Blyton** and was published in 1946. That's **74 years ago!**

Author study

Research the author Enid Blyton and see if you can answer these questions about her:



When did she start writing stories?

Have any of her other books been made into TV series?

Which of her books would you like to read?

When was she born?



Where did she live?



What other books did she write?



For the whole family!

Ask everyone in your house if they have read any of Enid Blyton's books. If so, which ones did they enjoy and why?

2 Taking your VotePack further

Scene 1:

Mouse walks alone through a forest, picking up stones and humming to itself.

Narrator: A mouse took a stroll through the deep dark wood. A fox saw the mouse and the mouse looked good.

Fox slips out from behind a tree. Mouse does not see him until he speaks. Mouse is surprised to see him.

Fox: Where are you going to, little brown mouse? Come and have lunch in my underground house!

TV shows and films **don't just need actors!** They also need somebody to write them first...

Write a script!

Think of a story that you know and turn it into your own movie script. Use the example to help you!

Remember to **use stage directions** so that your actors know what to do.

Challenge:
Can you make up your own story for a script?

2 Taking your VotePack further



Which **actor** would play you?

Who **else** would star in your film?



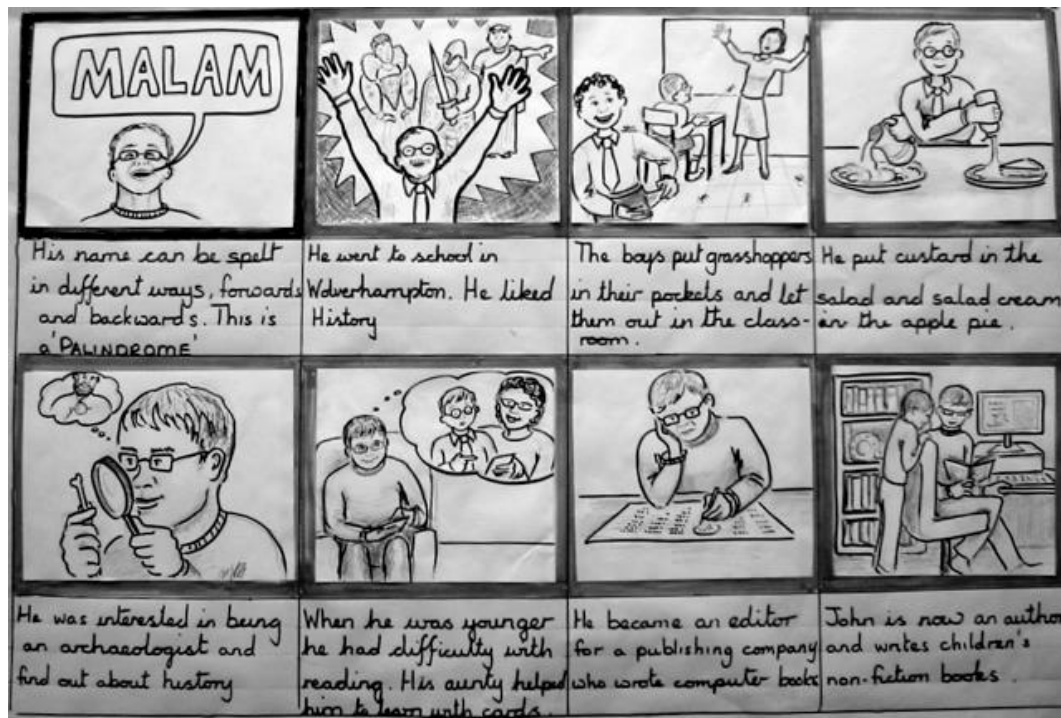
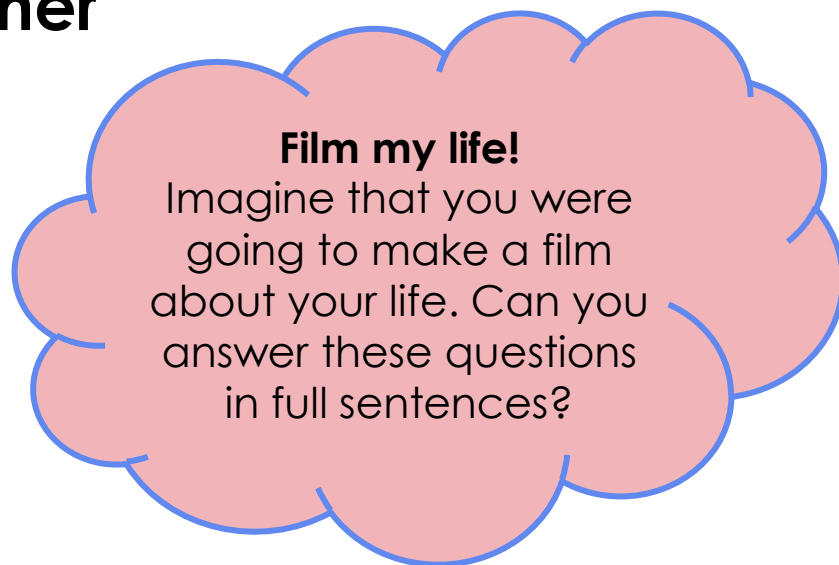
What would the **main events** of the film be?

What will you be like **when you are older**?

18


Challenge:

Fold a piece of paper in half three times (you should get 8 squares). Can you make a storyboard for your film? Use the example to help you.



3 Engaging with every subject

STEM subjects



NASA Stem

This website has a range of activities including science experiments, building challenges and interesting videos on everything STEM (Science, Technology, Engineering and Maths!).

Everything

BBC Bitesize

Whether you're finding a piece of work tricky, or you're looking for a completely new lesson, this website is jam-packed with lessons, games and revision notes for every subject.

Monday	Tuesday	Wednesday	Thursday	Friday
Maths 	English 	Chemistry 	Maths 	English
English 	Biology 	Maths 	English 	Physics
History 	Geography 	Spanish 	Religious Studies 	Music

Natural History



Discover the Natural History Museum

Check out the National History Museum for free resources to help you learn about everything from space to human evolution or even dinosaurs! Just go to their "Discover" page and choose what you want to learn.

3 Learn something new

Drawing &
Animation

Become a Disney Artist

Are you a Disney fan? The artists over at Disney Animations Studios have created a playlist showing you how to draw all of your favourite characters. Click the image to try one out.



Drama

National
Theatre
home

National Theatre at home

Want to catch a theatre show? The National Theatre are streaming a performance every Thursday. Click the image to go to their YouTube channel.

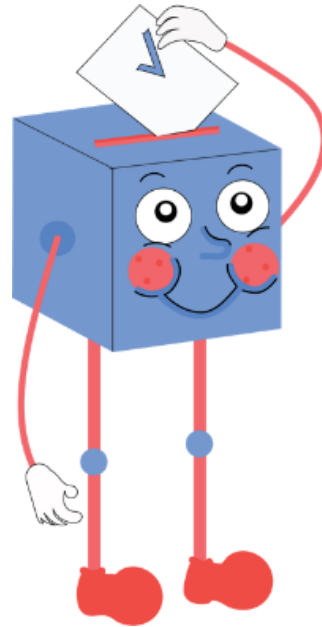
Dance

Dance in your pants!

Whether you're an aspiring actor, or a TikTok dance star, Ceroc have lots of videos to help you learn, including videos for beginners, or for the whole family to get involved with!

 CEROC **DANCE
IN YOUR PANTS**
ceroc.com/DIYP

You can find more of our resources at:
votesforschools.com/downloads



Be informed. Be curious. Be heard!

If you have any issues, feedback or comments, email
amy@votesforschools.com!